


Client:	Quark
Document:	Benchmark Report
QuarkXPress 8.0 Benchmark Report	
 Pfeiffer Consulting 01001011	

Contents

About the Benchmarks.....	3
About the Benchmark Project.....	4
Aim of the benchmark project.....	4
Technical Details.....	4
Hardware Platform	4
System software and configuration	4
Application software	4
Benchmark Methodology	5
About the Benchmarks.....	5
Benchmark Descriptions.....	6
Tool Behavior Benchmarks.....	6
Picture Import and Manipulation Benchmarks.....	6
File Import Benchmarks	7
Design Efficiency Benchmarks.....	8
Complete Results: Tables	10
Complete Results: Charts.....	12


This report was created by Pfeiffer Consulting (<http://www.pfeifferconsulting.com>).

Reproduction prohibited without prior written permission. For further information, please contact research@pfeifferreport.com.

QuarkXPress is a registered trademark of Quark, Inc. Adobe, Illustrator, Flash, and Photoshop are either registered trademarks or trademarks of Adobe Systems Incorporated in the United States and/or other countries. Apple, the Apple logo, Mac, Macintosh, Mac OS, Mac Pro and Power Mac are trademarks of Apple, Inc., registered in the United States and other countries. All other trademarks are the property of their respective owners.

Pfeiffer Consulting 01001011	Client: Quark	Benchmark Report
	Document: QuarkXPress 8.0 Benchmark Report	

About the Benchmarks

	Client: Quark	Benchmark Report
	Document: QuarkXPress 8.0 Benchmark Report	

About the Benchmark Project

Aim of the Benchmark Project

This benchmark project was defined to measure the productivity and efficiency differences between QuarkXPress 8.0, released in the Spring of 2008, and two previous releases of the same software, QuarkXPress 6.5 and QuarkXPress 7.31.

Technical Details

Hardware Platform

All benchmarks were conducted on a quad-core, 3GHz Mac Pro equipped with 4GB of memory.

System Software and Configuration

The benchmark systems were completely re-initialized prior to the benchmarks, using a standard installation of Mac OS X Leopard 10.5.1.

No external hard drives or other peripherals were connected during benchmarks.

System functions accessing the network were disabled.

- **Configuration**

All benchmarks were conducted on a standard configuration workstations completely re-initialized for the benchmarks.


Application Software

- **Application software used for benchmarks**

- QuarkXPress 8.0, QuarkXPress 7.3.1, QuarkXPress 6.5
- Adobe Creative Suite 3

Default installation settings were used for all software applications used.

About the Benchmarks	
© Pfeiffer Consulting 2008. For more information, contact research@pfeifferreport.com	4

	Client: Quark	Benchmark Report
	Document: QuarkXPress 8.0 Benchmark Report	

Benchmark Methodology

About the Benchmarks

- **Aim of the Benchmarks**

The aim of the benchmarks was to quantify the impact of user interface improvements introduced with QuarkXPress 8.0 on real-world productivity and design efficiency.

The benchmark project was comprised of a wide variety of efficiency and productivity measures, focusing on various functions and user interface improvements introduced in the new release. A total of 25 benchmarks was conducted.

- **Benchmark Categories**

The benchmarks in this project were conceived to test four specific groups of user interface and productivity enhancements in QuarkXPress 8.0:

- Tool behavior
- Picture import and manipulation
- File import
- Design efficiency


- **Definition of benchmark procedures**

Benchmarks were defined to reflect the work reality of professional designers and creative professionals using page-layout applications, and are based on years of market research and production experience with QuarkXPress workflows.

- **Benchmark execution**

- All individual steps and their order of execution were precisely defined and executed to insure that each benchmark reflected the fastest possible way of achieving a particular result within each application environment.
- Common keyboard shortcuts were used where available.
- Each set of steps was executed three times in a rigorously identical fashion.
- All benchmark results quoted on this report are the average of three individual productivity measured.

About the Benchmarks	
© Pfeiffer Consulting 2008. For more information, contact research@pfeifferreport.com	5

	Client: Quark	Benchmark Report
	Document: QuarkXPress 8.0 Benchmark Report	

Benchmark Descriptions

Tool Behavior Benchmarks

- **Switch tool, import text file**

This benchmark measured the time necessary to import a text file into an existing box. (Unlike previous releases of the program, QuarkXPress 8.0 does not require a special tool to be selected in order to import a file, thus eliminating the need to switch tools prior to import.)

- **Automatic switching of content type**

This benchmark measured the time necessary to import a file into a box that has a different content type than the file that needs to be imported. QuarkXPress 8.0 automatically switches content types of boxes to accommodate the file to be imported; older releases of the program require the content type to be switched manually using a menu-command.

- **Switch tools - Mouse vs. direct select (10 individual operations)**

This benchmark recorded the time necessary to switch tools. In QuarkXPress 6.5 and 7.3.1, the tools were selected by using the mouse; in QuarkXPress 8.0 direct selection of tools using the key associated with each tool was used. Ten individual tool switches were performed for each test sequence.

- **Switch tools - Keyboard vs. direct select (10 individual operations)**

This benchmark recorded the time necessary to switch tools. In QuarkXPress 6.5 and 7.3.1, the tools were selected by using the command-control-tab and command-control-shift-tab keyboard shortcuts; in QuarkXPress 8.0 direct selection of tools using the key associated with each tool was used. Ten individual tool switches were performed for each test sequence.

- **Centered scaling of object**

This benchmark measured the time necessary to scale an object from the center to fill a predetermined space. Centered scaling is not supported in older versions, requiring the user to move the object first before scaling it diagonally.

Picture Import and Manipulation Benchmarks


- **Import picture and change crop**

This benchmark measured the time necessary to import a picture into and to change the crop to display a predetermined section of the picture.

- **Import picture and rotate**

This benchmark measured the time necessary to import a picture and to change the angle to correct a predetermined skew. (In QuarkXPress 8.0, the new picture tool was used to rotate the image manually; since older versions of QuarkXPress do not support manual rotation of the content of a picture box, the measurement palette was used to enter the angle using the keyboard.)

About the Benchmarks	
© Pfeiffer Consulting 2008. For more information, contact research@pfeifferreport.com	6

	Client: Quark	Benchmark Report
	Document: QuarkXPress 8.0 Benchmark Report	

- **Import picture, rotate and change crop**

This benchmark measured the time necessary to import a picture, to change the angle of the image within the box, and to change the crop to display a predetermined section of the picture.

- **Import picture, scale and change crop**

This benchmark measured the time necessary to import a picture, to change the size of the image within the box, and to change the crop to display a predetermined section of the picture.

- **Import picture, scale, rotate and change crop**

This benchmark measured the time necessary to import a picture, to change the size of the image and rotate it within the box, and to change the crop to display a predetermined section of the picture.

File Import Benchmarks

- **Boxless file Import**

This benchmark measured the time necessary to import a file when no box is present in the page layout to receive it. For legacy releases of QuarkXPress, the benchmark measured the time to select the appropriate tool, to create a box to occupy a predetermined space, and to import a picture using the Command-E keyboard shortcut; in QuarkXPress 8.0 the file was imported directly onto the page, and scaled to occupy the predetermined space.

- **Import / Fit to box vs. Drag and drop from Finder**

This benchmark measured the time necessary to import a picture into an existing box and to scale it to fit the box proportionately, using a keyboard shortcut. In QuarkXPress 8.0, the file import was achieved by dragging a file from a Macintosh Finder window, eliminating the need to select the box, and to go import the file navigating the file-import dialog.


- **Multiple import vs. Drag and Drop from Bridge**

This benchmark measured the time necessary to import 4 individual images and to scale them to fit four pre-existing boxes. In QuarkXPress 8.0, files were dragged directly from Adobe Bridge CS3 onto the QuarkXPress 8.0 page layout.

- **Build complex page (multiple text and image import)**

This benchmark recorded the time necessary to populate a page containing six individual image boxes and six individual text boxes by placing predetermined files into every single one of the boxes. In QuarkXPress 8.0, files were dragged directly from a Macintosh Finder window onto the QuarkXPress 8.0 page layout.

About the Benchmarks	
© Pfeiffer Consulting 2008. For more information, contact research@pfeifferreport.com	7

	Client: Quark	Benchmark Report
	Document: QuarkXPress 8.0 Benchmark Report	

- **Import text files into 3-column grid**

This benchmark measured the time necessary to import three individual text files into an empty page containing a 3-column grid and a guideline to indicate the vertical positioning of the text on the page. In legacy releases of QuarkXPress, this was achieved by manually creating three text boxes, and importing three predetermined files one after the other; in QuarkXPress 8.0 the result was achieved by dragging each one of the text files from a Macintosh Finder window to the precise location on the page layout.

- **Direct import of native Adobe Illustrator file**

This benchmark recorded the time necessary to import a native Adobe Illustrator (.ai) file. In the case of the legacy releases of QuarkXPress this included the time necessary to convert the native file to EPS or PDF format prior to import; QuarkXPress 8.0 supports native Illustrator files and does not require this conversion.

- **Direct update of native Adobe Illustrator file**

This benchmark measured the time necessary to update a native Adobe Illustrator (.ai) file after a modification in the drawing program. In the case of the legacy releases of QuarkXPress this included the time necessary to convert the native file to EPS or PDF format prior to import; QuarkXPress 8.0 supports native Illustrator files and does not require this conversion.

Design Efficiency Benchmarks

- **Style sheet update: Simple change**

This benchmark recorded the time necessary to integrate a simple change of formatting in a pre-existing style sheet. In the case of the legacy releases of QuarkXPress this needs to be done manually; QuarkXPress 8.0 can update a style sheet to integrate a local formatting change by clicking a button of the style sheet palette.

- **Style sheet update: Two changes**

This benchmark measured the time necessary to integrate two changes of formatting in a pre-existing style sheet. In the case of the legacy releases of QuarkXPress this needs to be done manually; QuarkXPress 8.0 can update a style sheet to integrate a local formatting change by clicking a button of the style sheet palette.


- **Style sheet update: Multiple changes**

This benchmark recorded the time necessary to integrate multiple changes of formatting in a pre-existing style sheet. In the case of the legacy releases of QuarkXPress this needs to be done manually; QuarkXPress 8.0 can update a style sheet to integrate a local formatting change by clicking a button of the style sheet palette.

- **Position four ruler guides precisely**

This benchmark measured the time necessary to position two vertical and two horizontal ruler guides at exact, predetermined locations. In legacy releases of QuarkXPress, needs to be done manually using the mouse. QuarkXPress 8.0 can create ruler guides by entering the numeric value for their position using the Guides palette.

About the Benchmarks	
© Pfeiffer Consulting 2008. For more information, contact research@pfeifferreport.com	8

	Client: Quark	Benchmark Report
	Document: QuarkXPress 8.0 Benchmark Report	

- **Convert text to outline and place**

This benchmark recorded the time necessary to select a predetermined text to outlines, and to position it at the exact location it occupied prior to conversion. In legacy releases of QuarkXPress this needs to be done manually, while QuarkXPress 8.0 automatically preserves the exact location of the text that has been selected for conversion.

- **Convert text to outline, place and set color**

This benchmark recorded the time necessary to select a predetermined text to outlines, to position it at the exact location it occupied prior to conversion, and to colorize it using the same color used for the text prior to conversion. In legacy releases of QuarkXPress this needs to be done manually, while QuarkXPress 8.0 automatically preserves the location and graphic formatting of the text that has been selected for conversion.

- **Change Leading (2 styles changed) vs. Change Baseline Grid Style**

This benchmark compares the time necessary to update two style sheets used in a text box to reflect a change of baseline alignment, with the time necessary for updating a box-specific baseline grid style. (Legacy releases of QuarkXPress only support document-wide baseline grids, while QuarkXPress 8.0 introduces box-specific baseline grids as well as grid styles that can be integrated into paragraph style sheets.)

- **Change Leading (3 styles changed) vs. Change Baseline Grid Style**

This benchmark compares the time necessary to update three style sheets used in a text box to reflect a change of baseline alignment, with the time necessary for updating a box-specific baseline grid style.

Pfeiffer Consulting 01001011	Client: Quark	Benchmark Report
	Document: QuarkXPress 8.0 Benchmark Report	

Complete Results: Tables

QuarkXPress 6.5	QuarkXPress 7.31	QuarkXPress 8.0
-----------------	------------------	-----------------

Tool Behaviour Benchmarks

Switch tool, import text file	5.44	5.32	2.33
Automatic switching of content type	9.81	9.92	4.24
Switch tools - Mouse vs direct select (10 individual operations)	22.19	22.16	8.71
Switch tools - Keyboard vs direct select (10 individual operations)	19.12	18.98	8.88
Centered scaling of object	5.30	4.93	3.05

Picture Import and Manipulation Benchmarks

Import picture and change crop	6.50	6.61	3.18
Import picture and rotate	11.08	10.88	4.30
Import picture, rotate and change crop	16.89	16.84	6.31
Import picture, scale and change crop	20.32	20.20	7.37
Import picture, scale, rotate and change crop	34.51	33.78	11.26

File Import Benchmarks

Boxless Import	18.31	18.37	8.45
Import / Fit to box vs. Drag-and-drop from Finder	5.76	5.44	3.65
Multiple import vs. Drag-and-drop from Adobe Bridge CS3	22.28	20.05	13.04
Build complex page (multiple text and image import)	70.70	58.69	25.98
Import text files into 3-column grid	36.82	34.20	11.75
Direct import of native Adobe Illustrator file	20.82	19.83	4.84
Direct update of native Adobe Illustrator file	15.00	15.07	2.92

Design Efficiency Benchmarks

Style sheet update: Simple change	15.64	15.71	2.72
Style sheet update: Two changes	21.75	22.30	2.52
Style sheet update: Multiple changes	32.98	32.65	2.58
Position four ruler guides precisely	39.71	40.57	18.89
Convert text to outline and place	15.80	16.30	7.52
Convert text to outline, place and set color	18.19	18.53	7.52
Change leading (2 styles changed) vs. Change baseline grid style	19.62	19.73	10.65
Change leading (3 styles changed) vs. Change baseline grid style	28.34	28.88	10.65

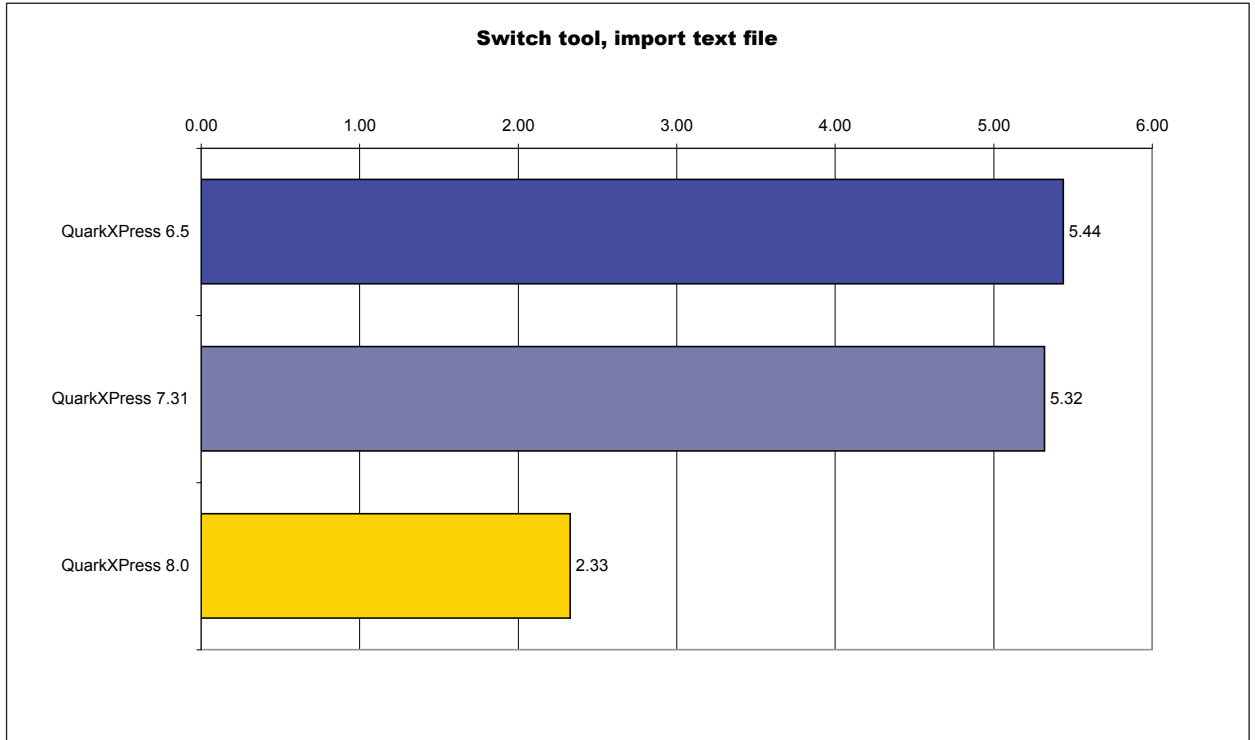
Total	532.86	515.94	193.32
Average all tests	21.31	20.64	7.73

Time scale in seconds. Shorter is better.

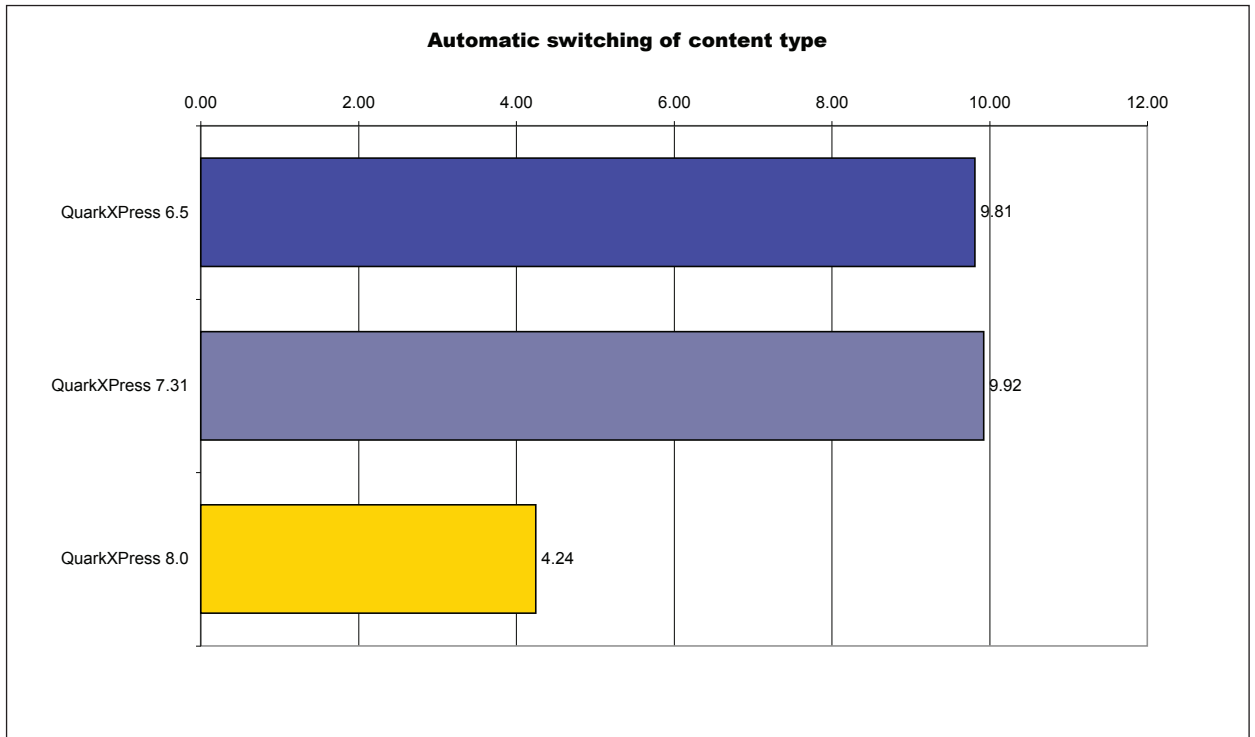
Pfeiffer Consulting 01001011	Client: Quark	Benchmark Report
	Document: QuarkXPress 8.0 Benchmark Report	

Complete Results: Charts

Complete Results: Charts	
© Pfeiffer Consulting 2008. For more information, contact research@pfeifferreport.com	12

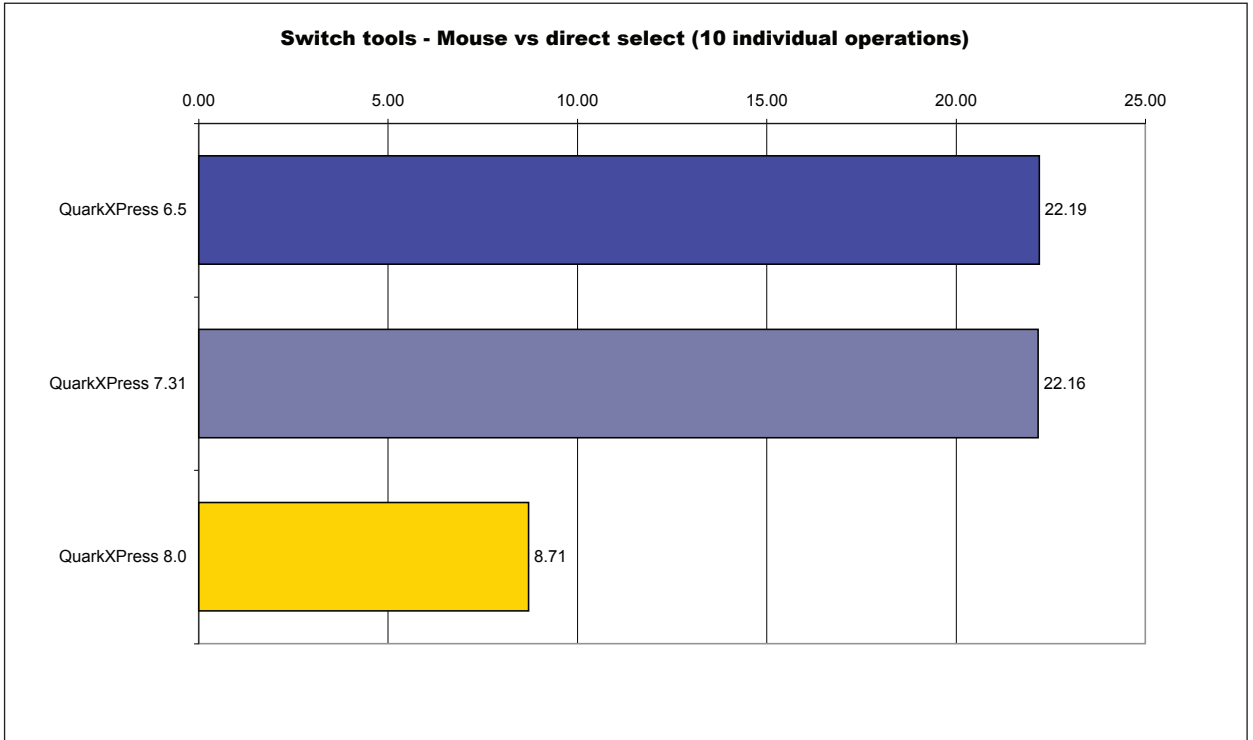


Time scale in seconds. Shorter is better.

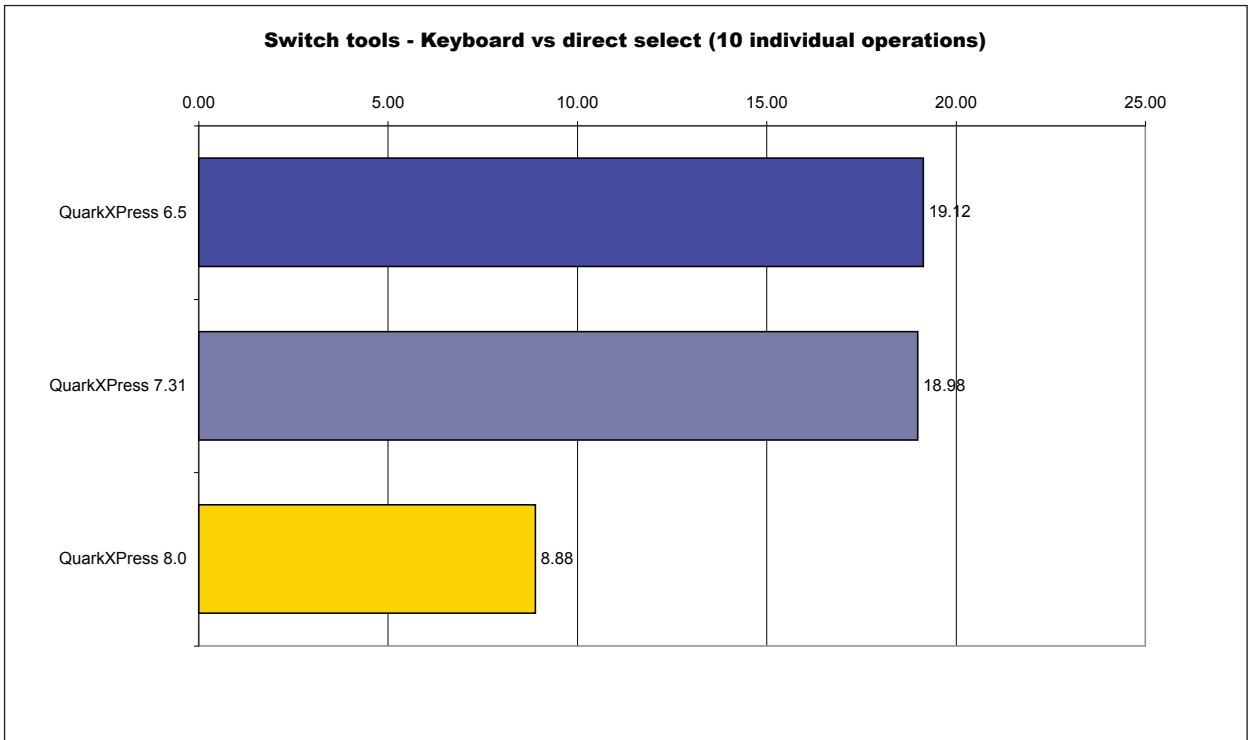


Time scale in seconds. Shorter is better.

Complete Results: Charts

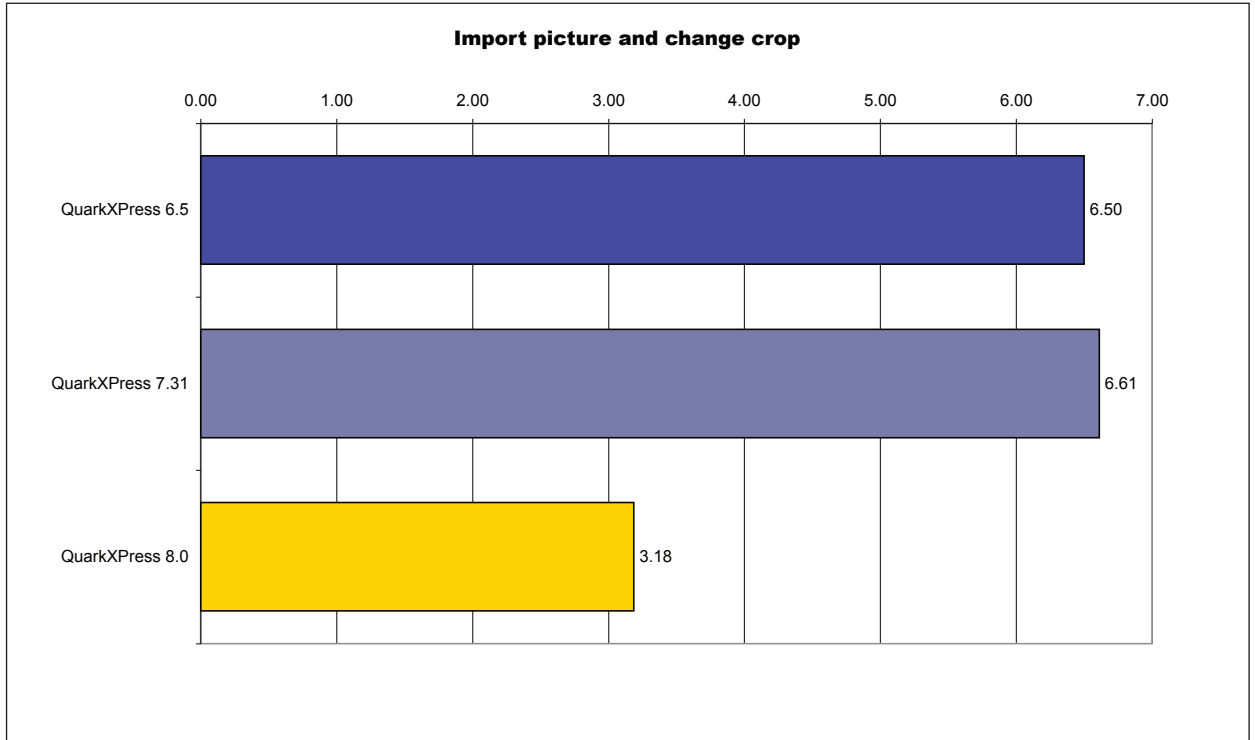


Time scale in seconds. Shorter is better.

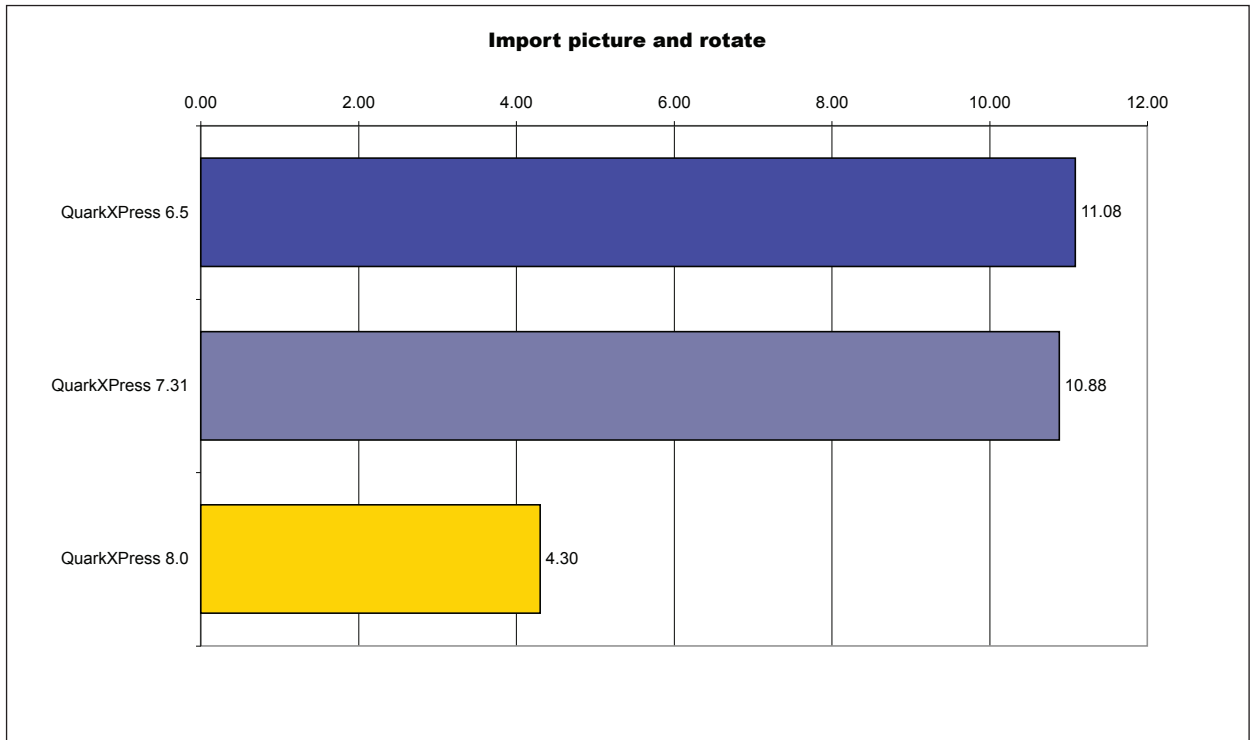


Time scale in seconds. Shorter is better.

Complete Results: Charts



Time scale in seconds. Shorter is better.

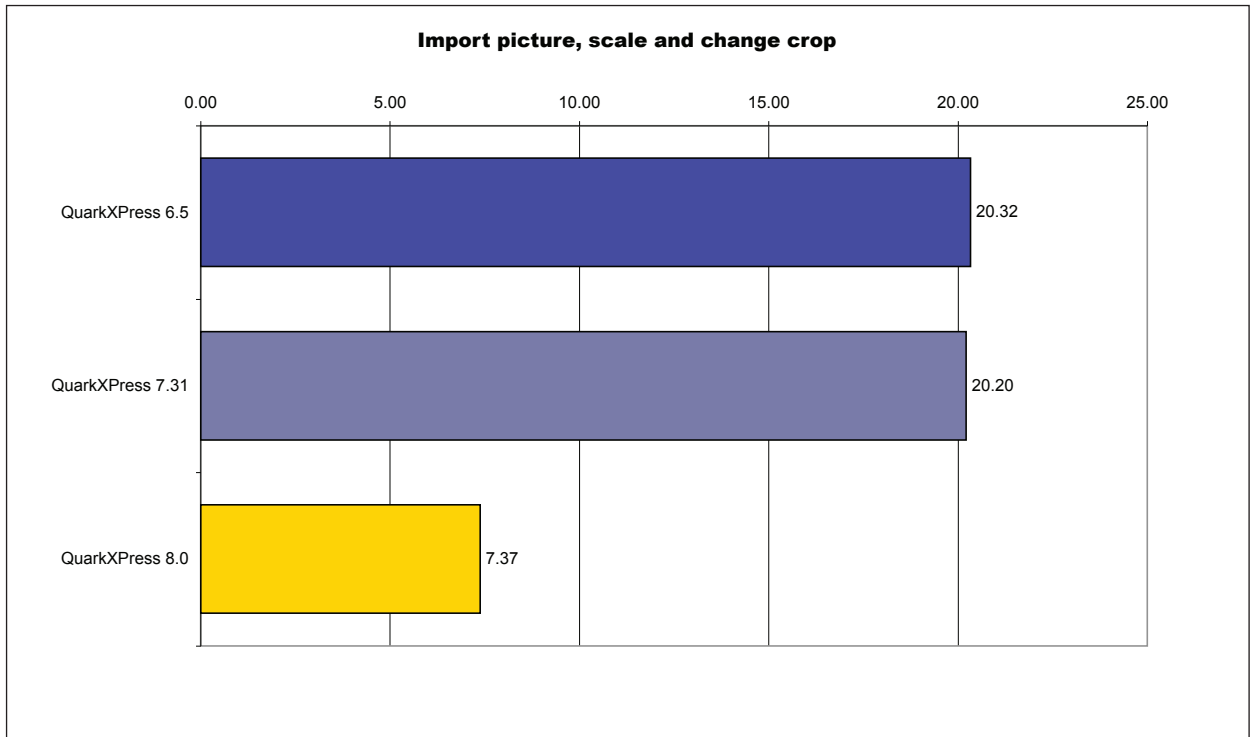


Time scale in seconds. Shorter is better.

Complete Results: Charts

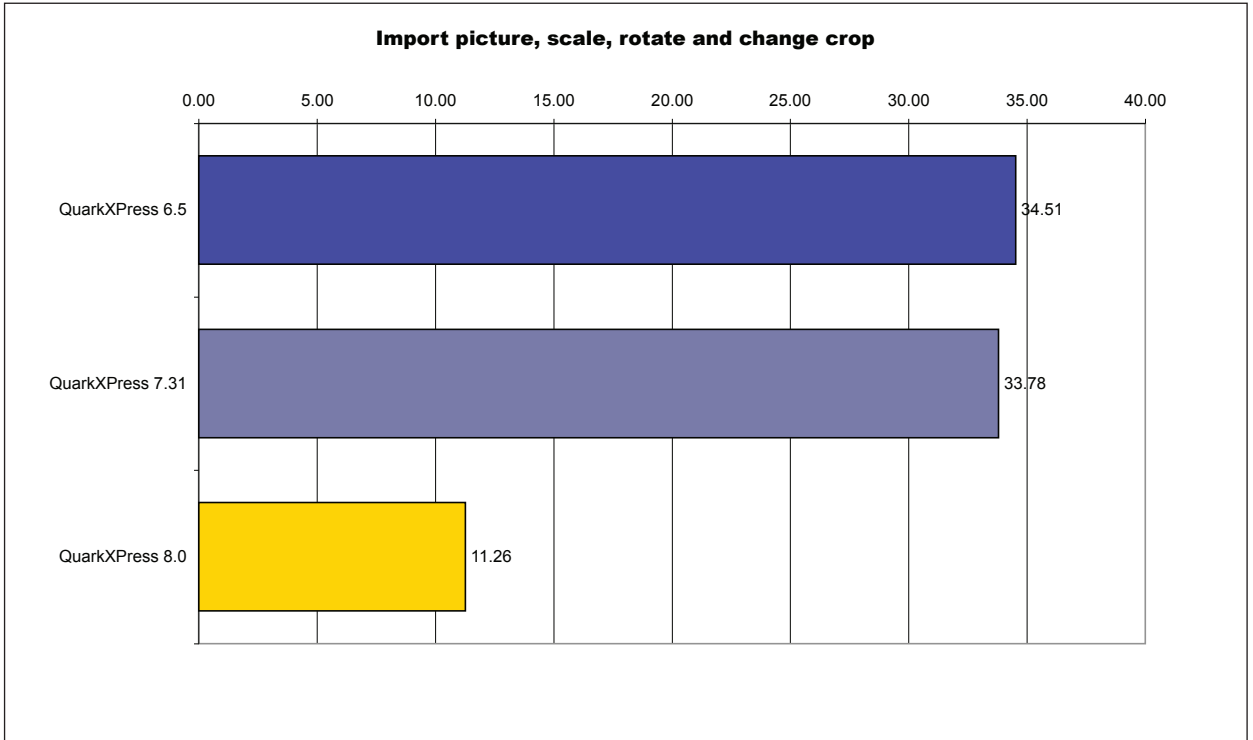


Time scale in seconds. Shorter is better.

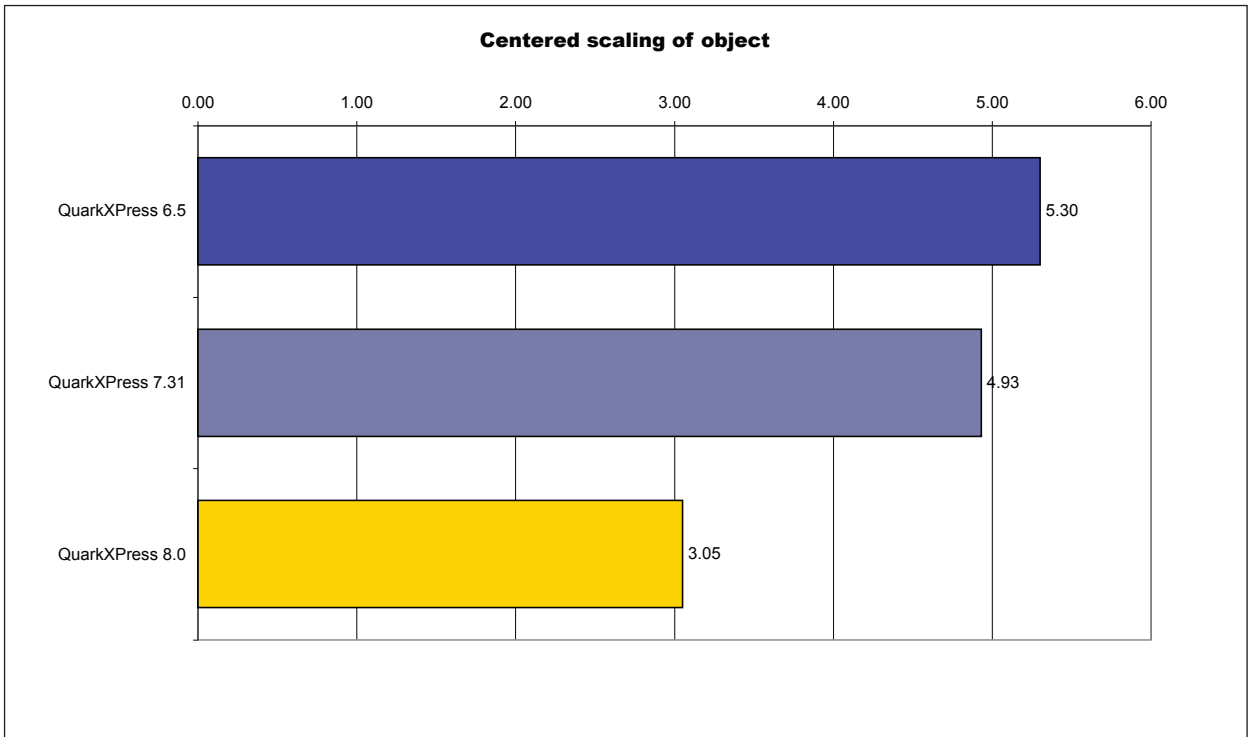


Time scale in seconds. Shorter is better.

Complete Results: Charts

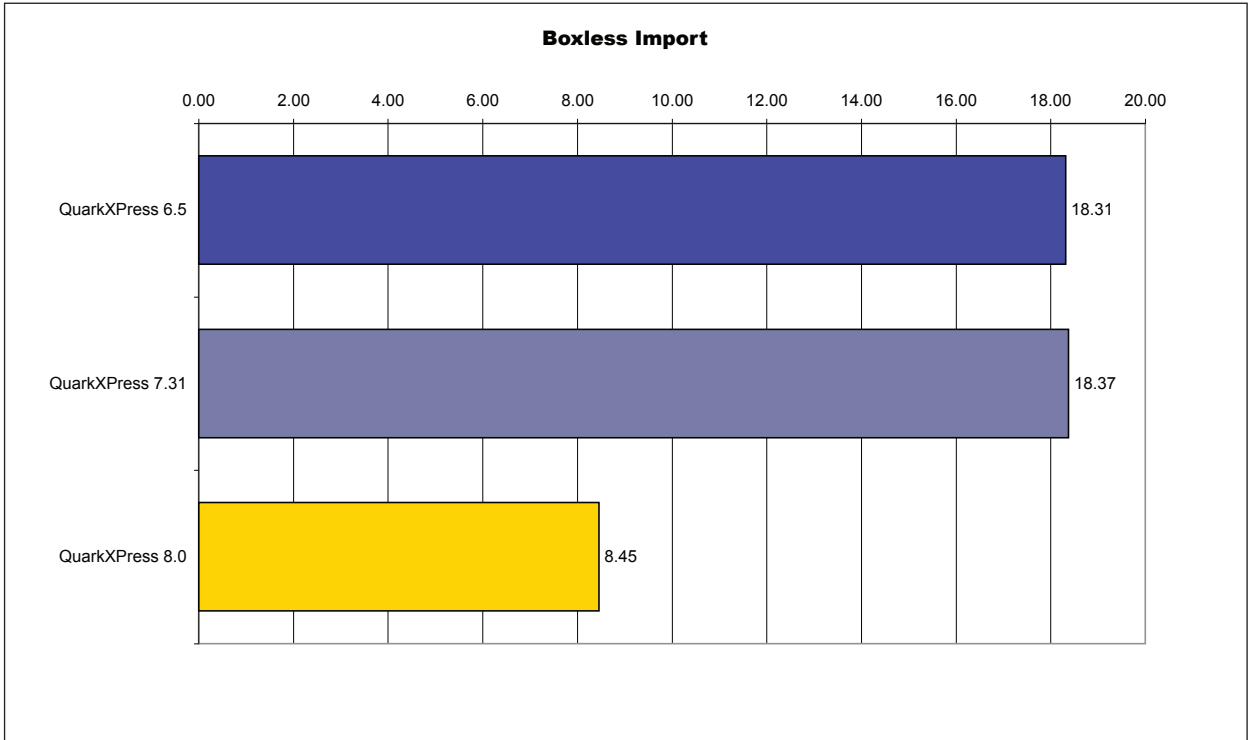


Time scale in seconds. Shorter is better.

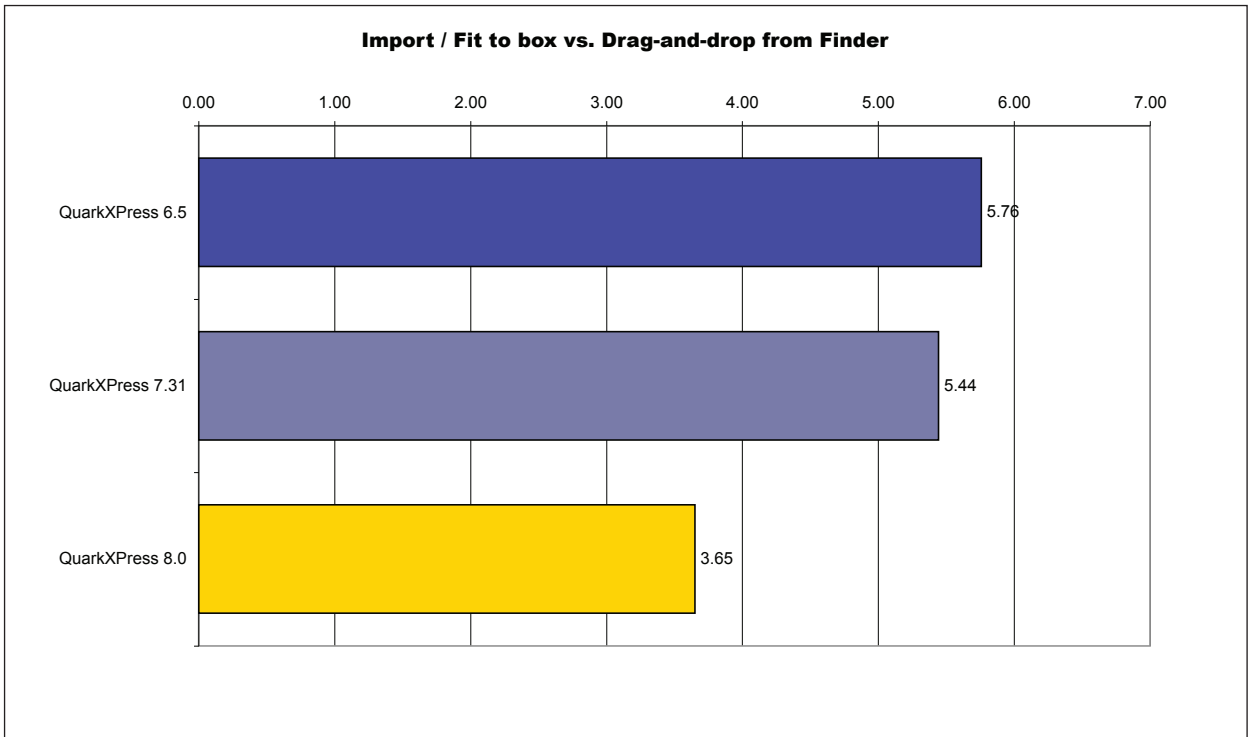


Time scale in seconds. Shorter is better.

Complete Results: Charts

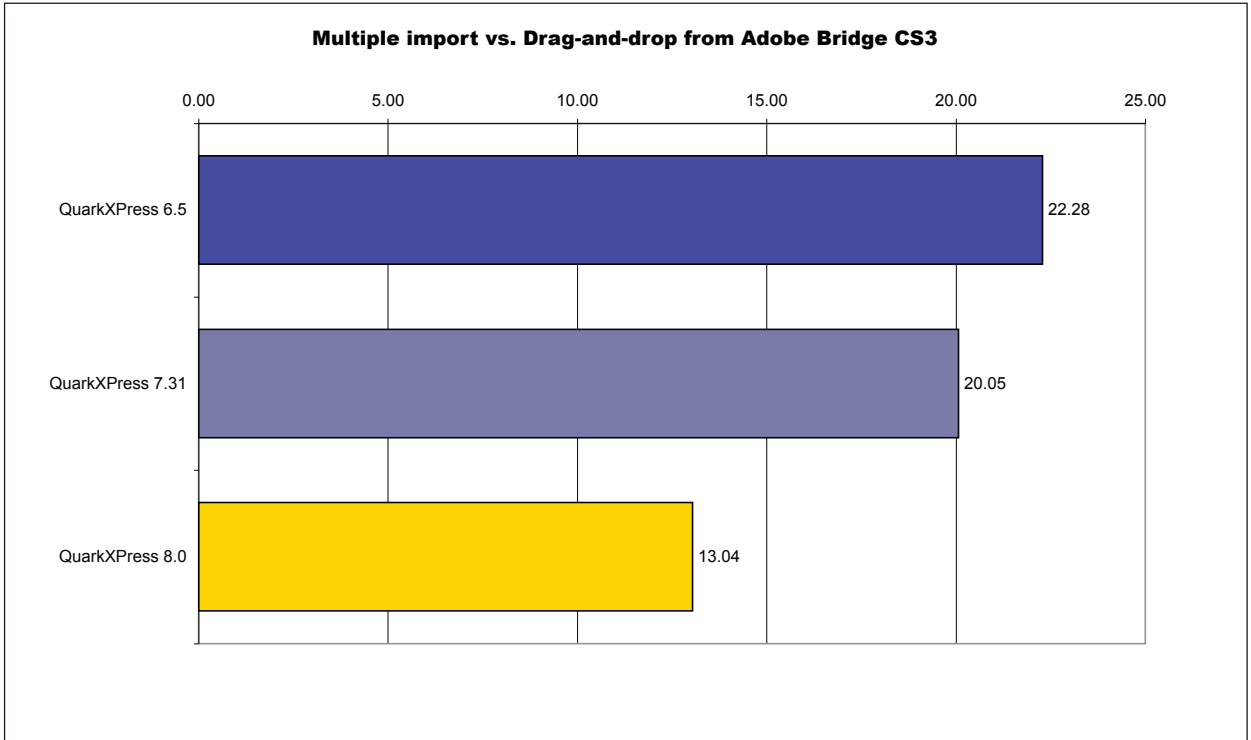


Time scale in seconds. Shorter is better.

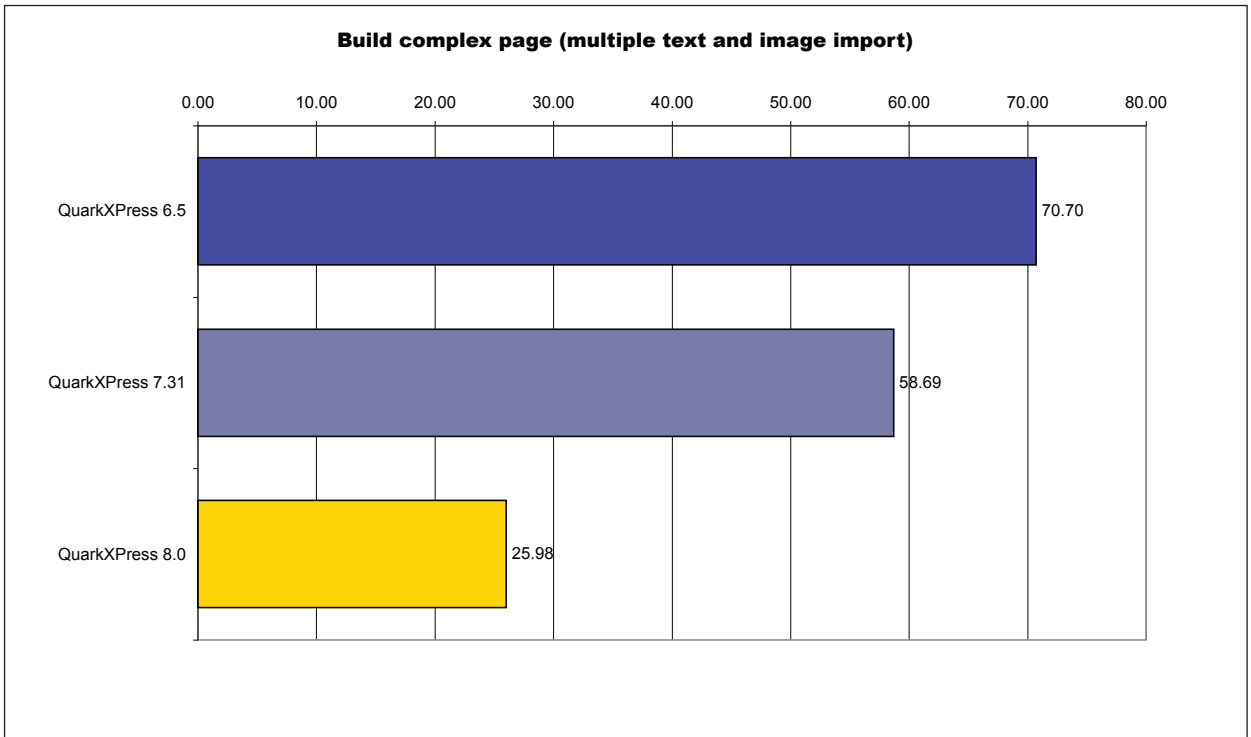


Time scale in seconds. Shorter is better.

Complete Results: Charts

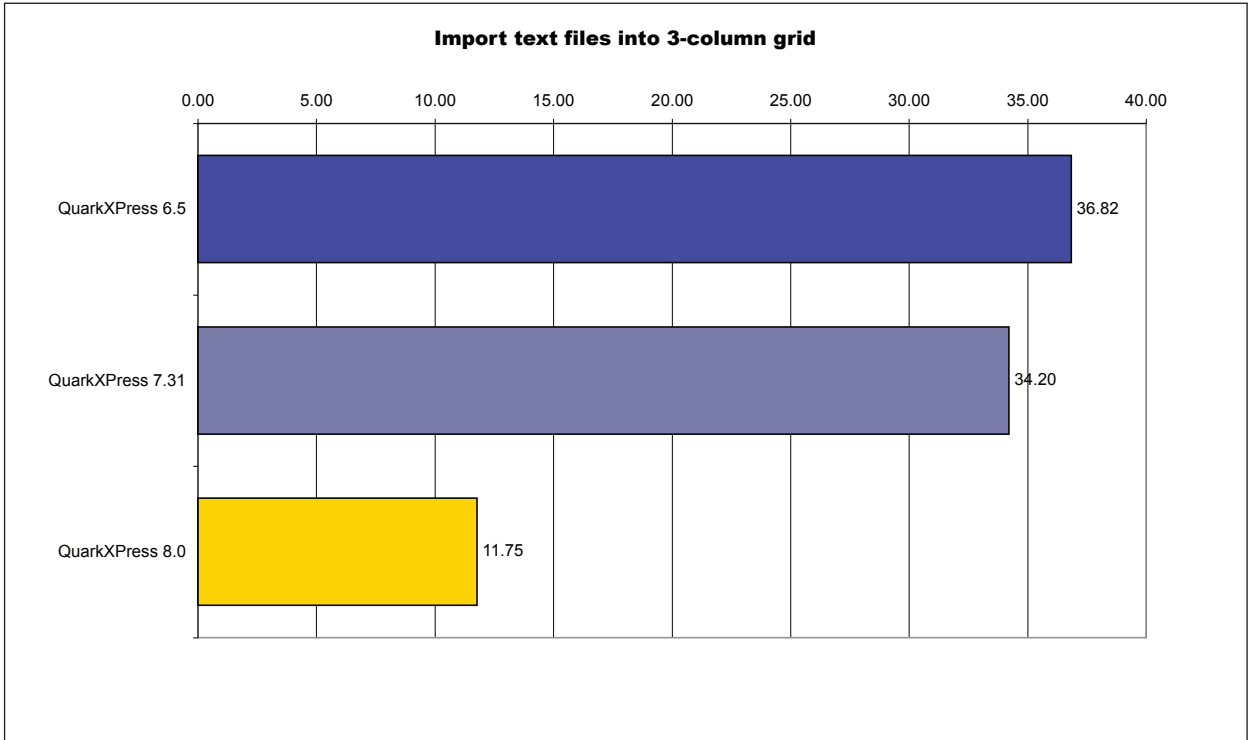


Time scale in seconds. Shorter is better.

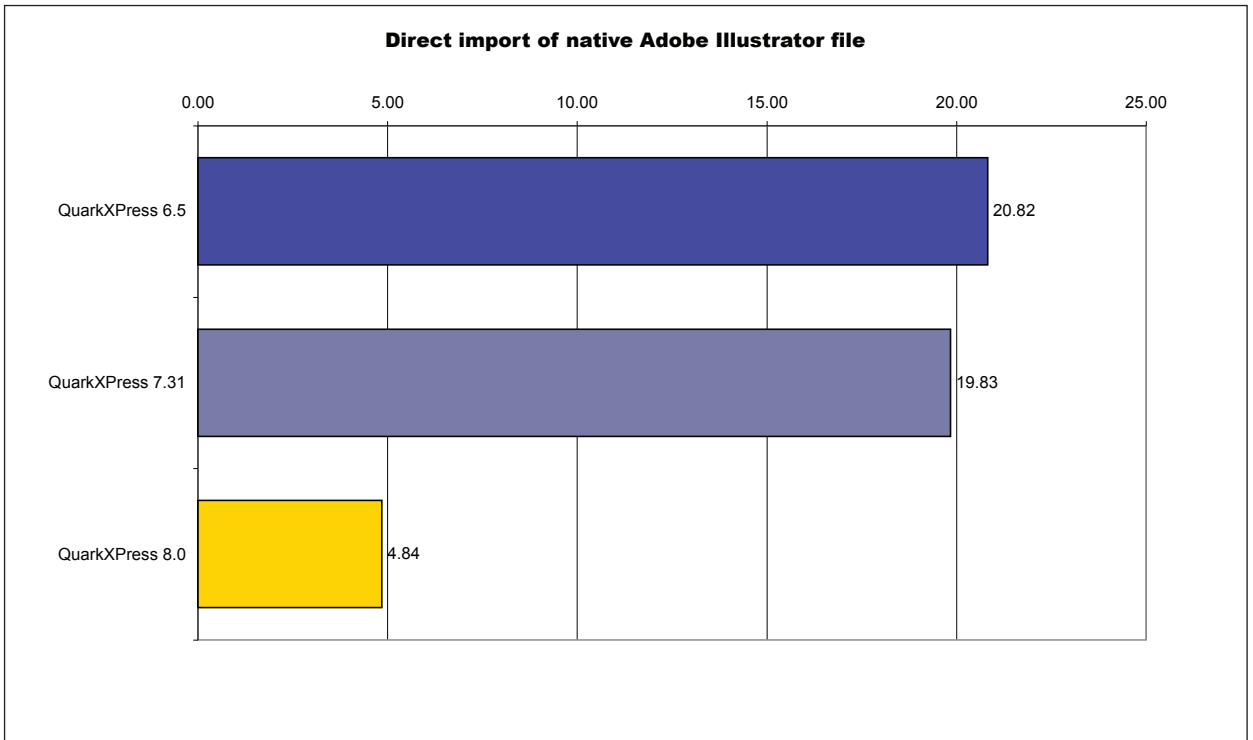


Time scale in seconds. Shorter is better.

Complete Results: Charts

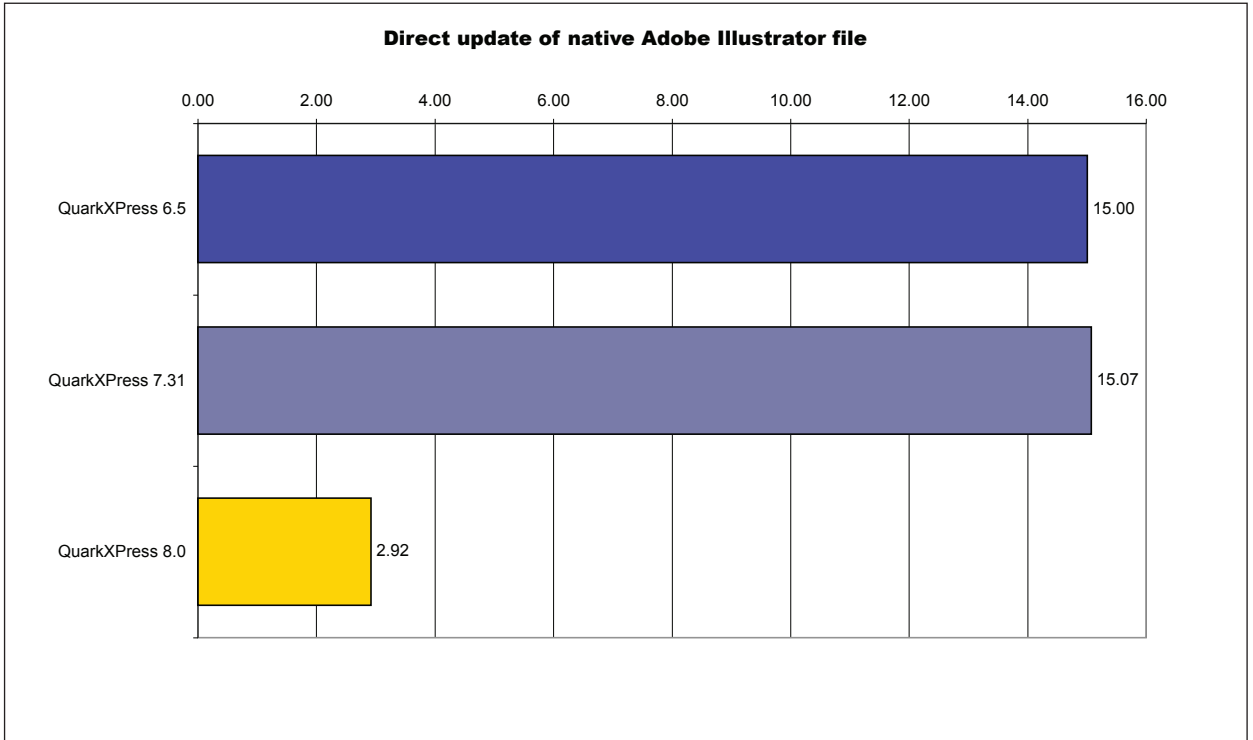


Time scale in seconds. Shorter is better.

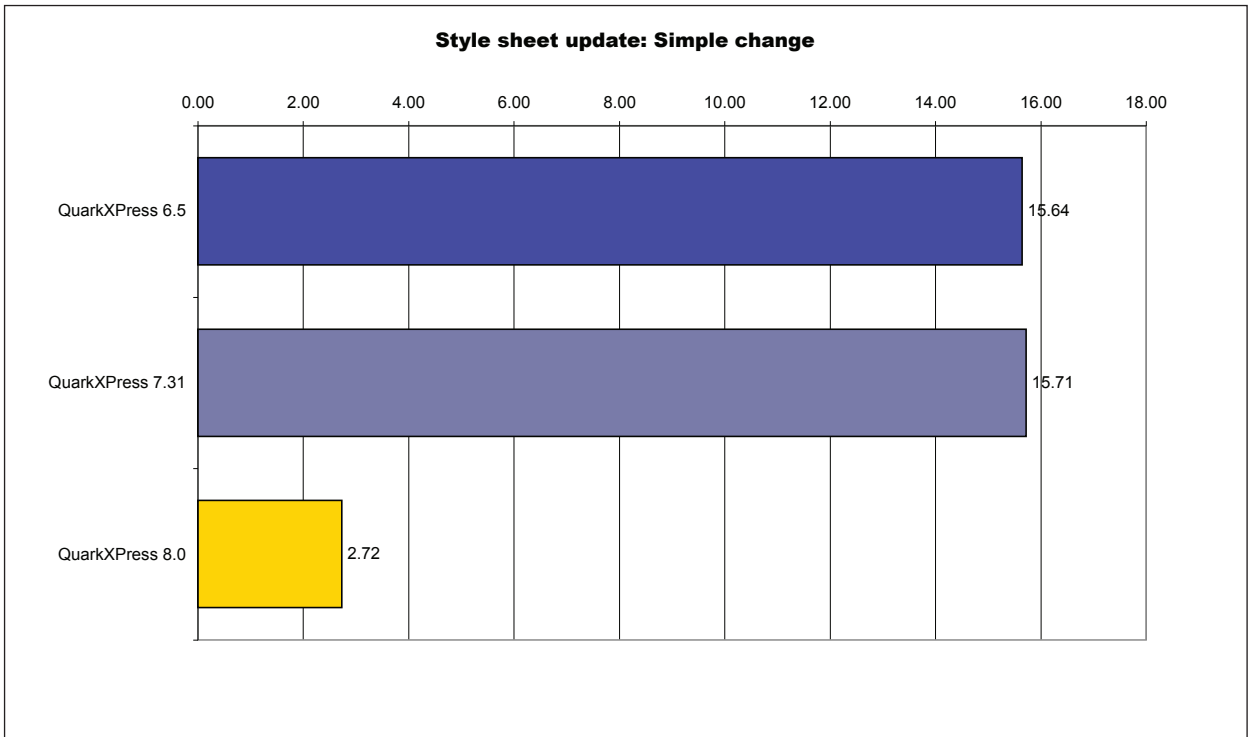


Time scale in seconds. Shorter is better.

Complete Results: Charts

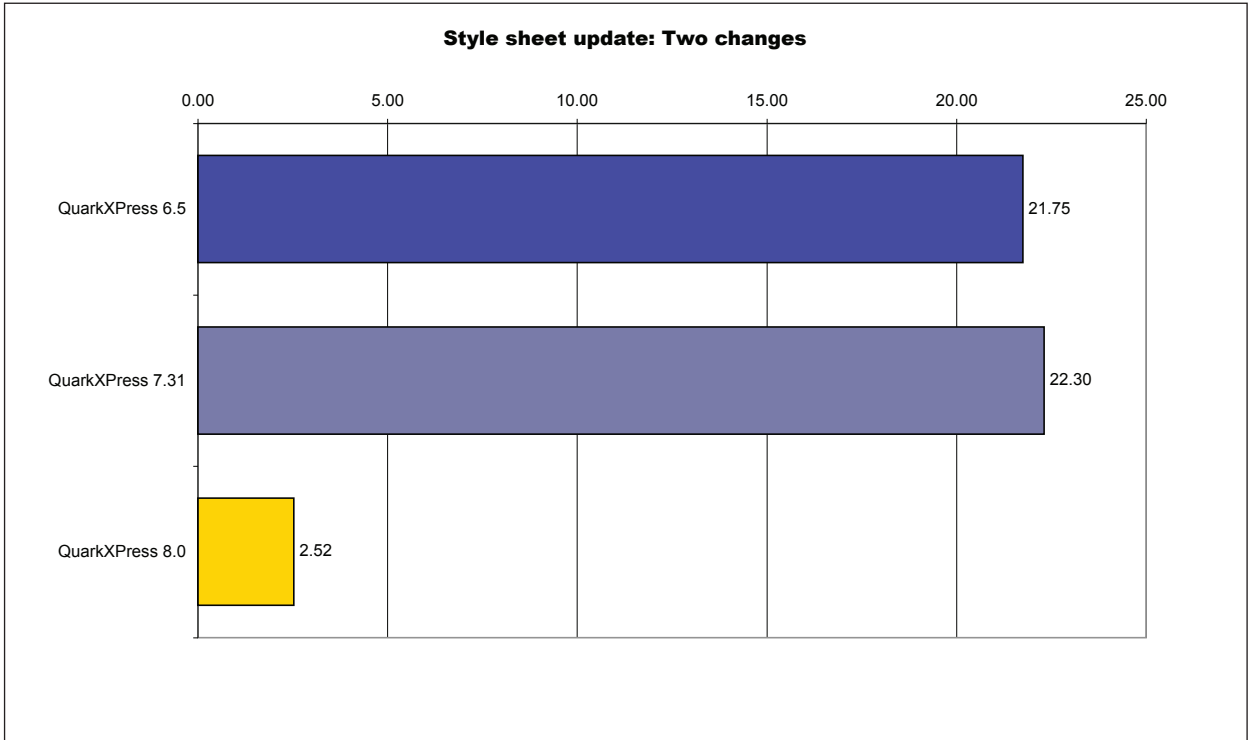


Time scale in seconds. Shorter is better.

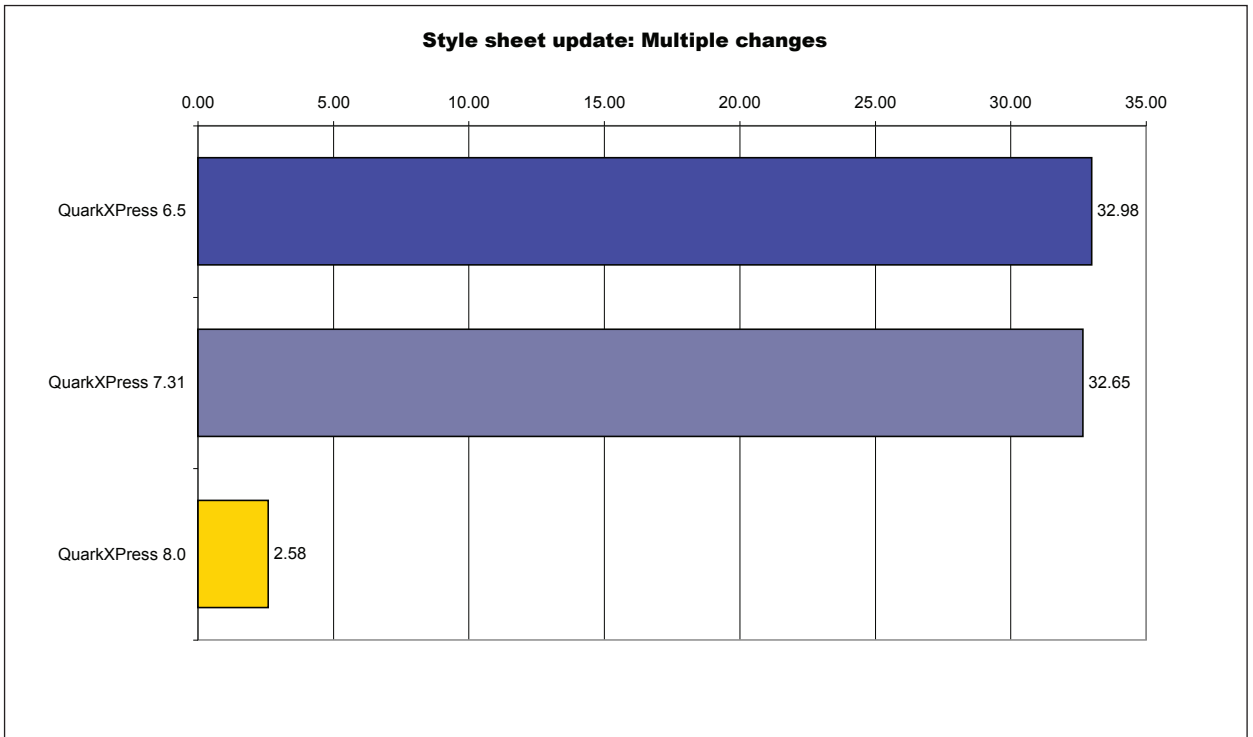


Time scale in seconds. Shorter is better.

Complete Results: Charts

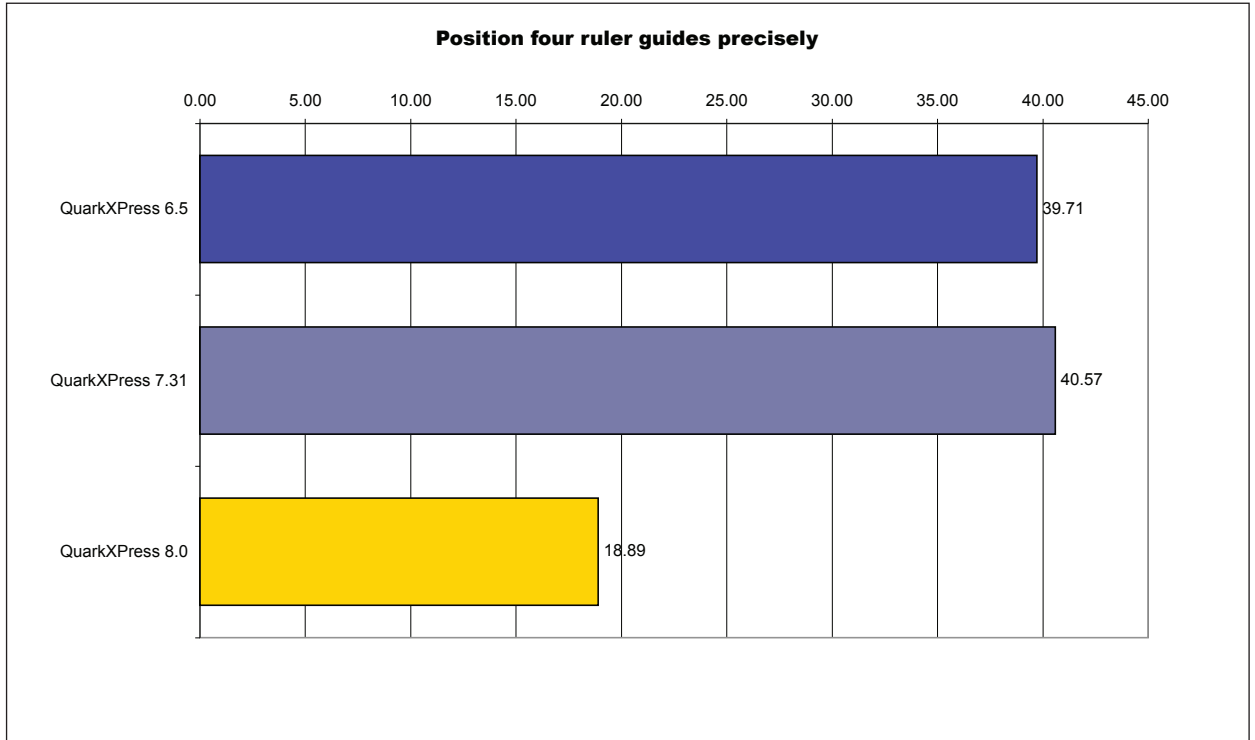


Time scale in seconds. Shorter is better.

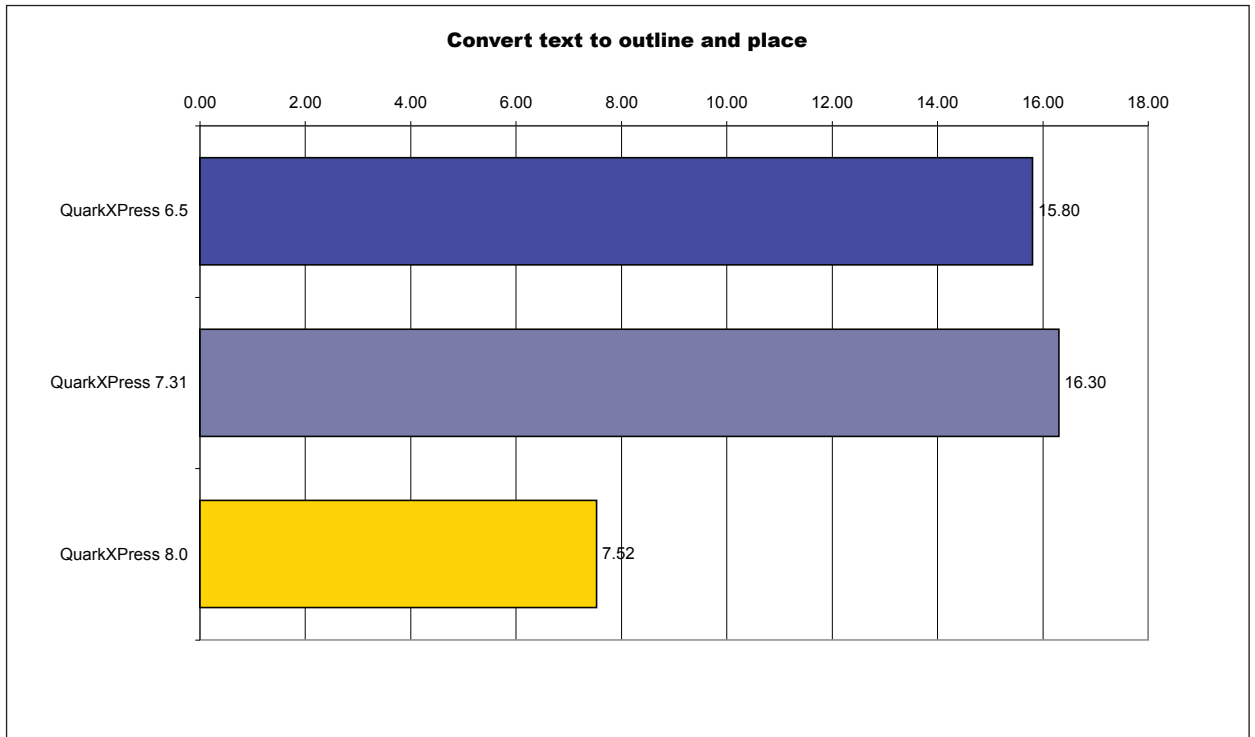


Time scale in seconds. Shorter is better.

Complete Results: Charts

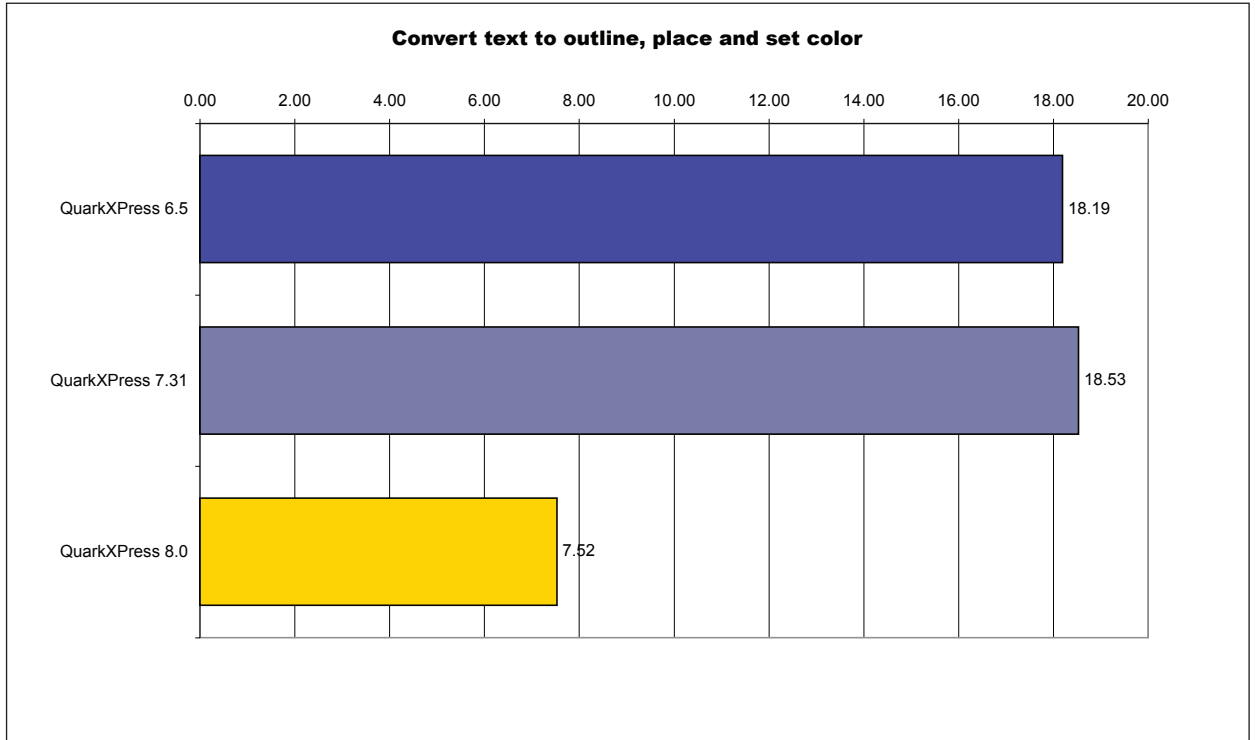


Time scale in seconds. Shorter is better.

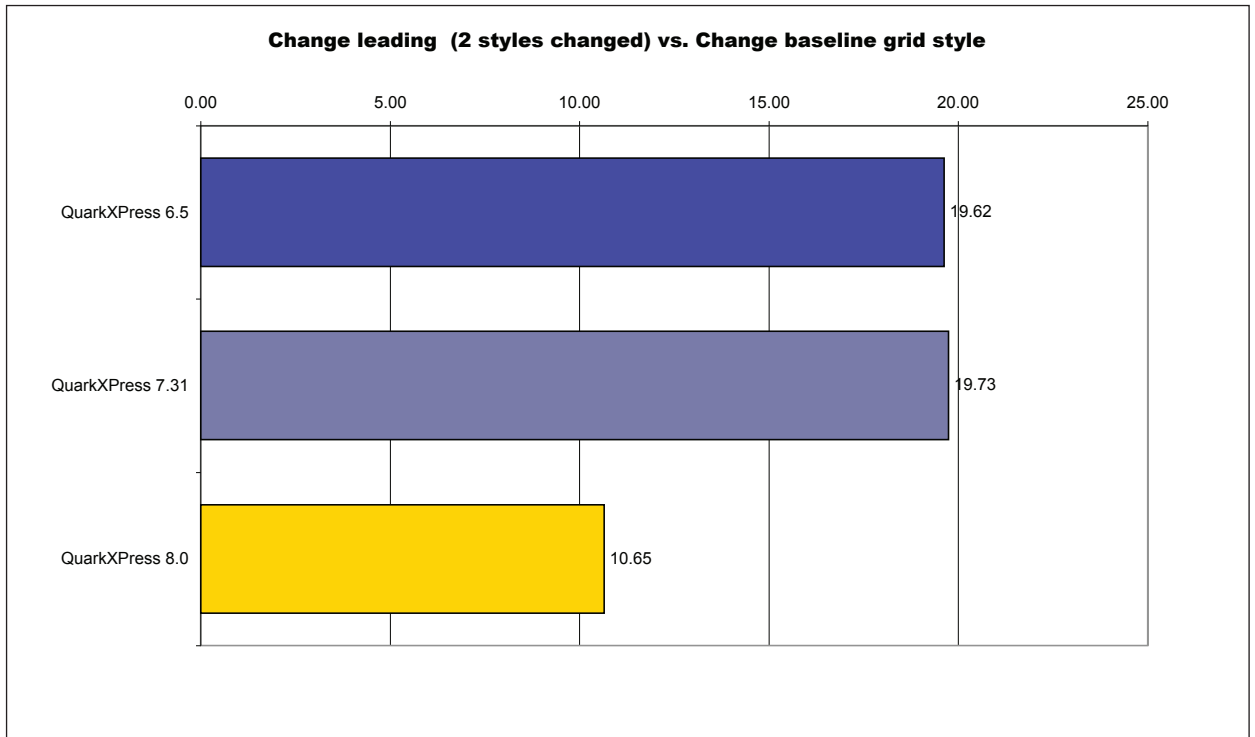


Time scale in seconds. Shorter is better.

Complete Results: Charts

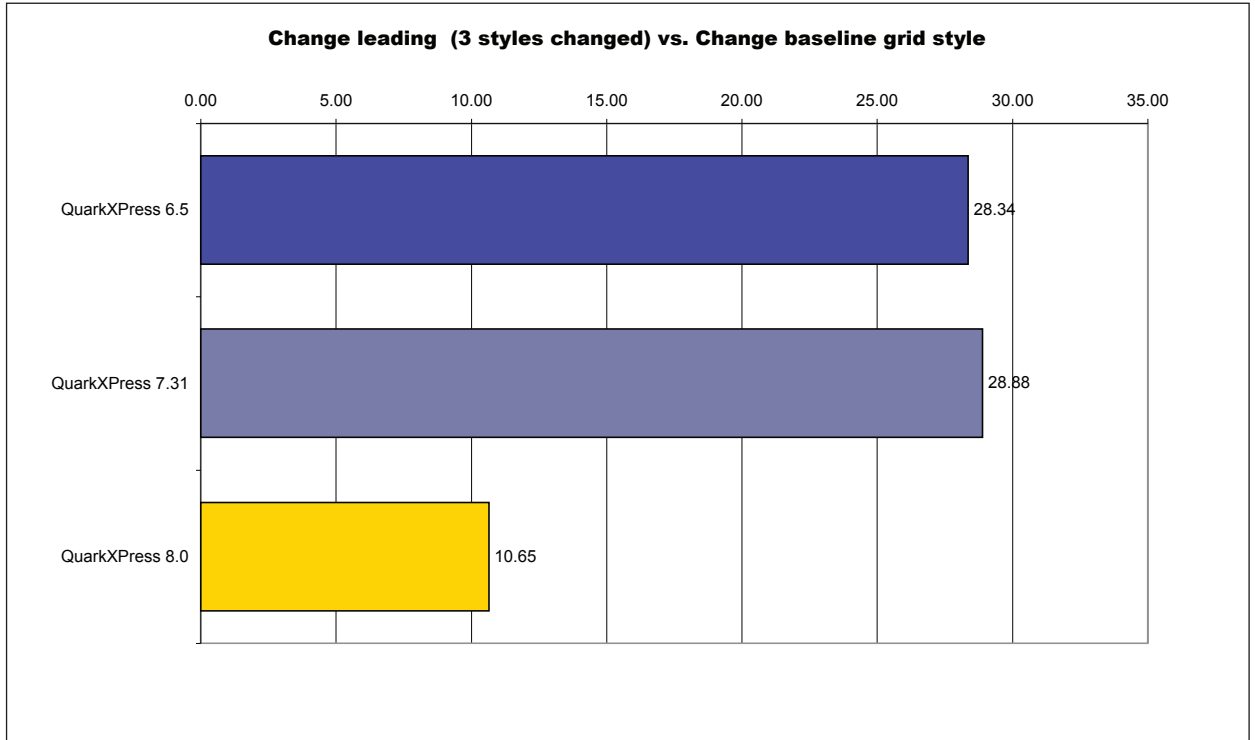


Time scale in seconds. Shorter is better.

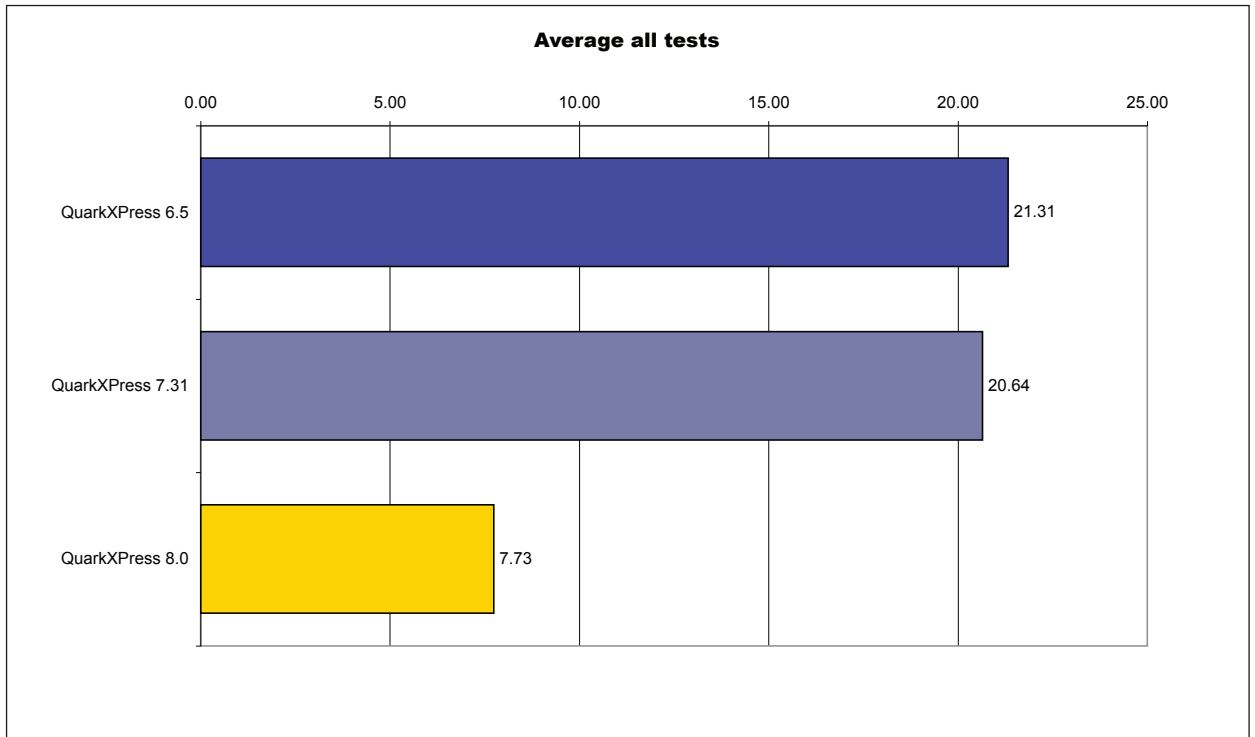


Time scale in seconds. Shorter is better.

Complete Results: Charts



Time scale in seconds. Shorter is better.



Time scale in seconds. Shorter is better.

Complete Results: Charts